



# Box It!

Students can combine their artistic and writing abilities to evaluate literature in "Box It!"


Using a large, empty cereal box as a form, students cover each of the sides in the following ways:

- Paper-cover or paint the top of the box, being sure to leave the slit and tab operational. Students need to be able to open the box!
- Draw an illustration to cover one large surface of the cereal box. Include on this section the name of the book, its author, and your name. Study the example below.



- Neatly write a plot summary and attach it to the large surface on the other side of the cereal box. See the example at left.

- Paper-cover both narrow sides. On one of the sides, list the "ingredients" (characters) in the story. On the other narrow side, describe the setting of the story.



[illegible][illegible][illegible]

## **Box It!** *(cont.)*

### **Characters:**

Write the names and the descriptions of the characters in the story on the strip to the left. These are the "ingredients."

Write a vivid description of the setting on the strip to the right.

### **Setting:**